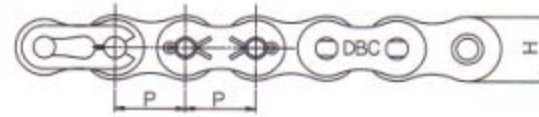
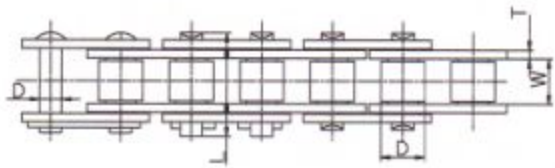


Agriculture Chains

农业机械链条

General farm machine roller chain 普通机械滚子链条



It is designed by controlling component dimensions and hardness. It can be attached and applied in driving gears of cultivators (6 · 8 · 10 HP), rice transplanters, binders, combines, bed formers, power sprayers, reapers, tractors, and other conveyor equipment.

农业机械链条由一定尺寸和硬度的部件构成，可以安装附件，应用于耕耘机、插秧机、收割机、拖拉机、收割扎束机、联合收割机动力喷雾器和其他输送设备的传动装置上。

unit : mm

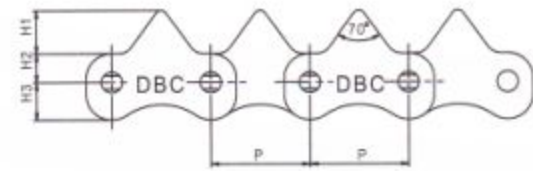
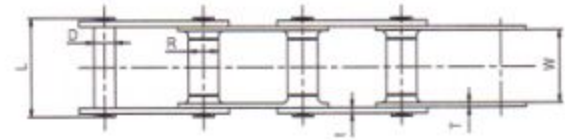
DONG BO Chain No.	Pitch		Roller Dia R	Inner Width W	Plate		Pin		Breaking Load kgf	Max. Allowable Load kgf	Approx Weight (kg/m)
	mm	inch			T	H	D	L			
DBC 415 S	12.70	1/2	7.77	4.76	1.5	10.4	3.97	12.70	1,500	380	0.44
DBC 415 SH	12.70	1/2	7.77	4.76	1.5	12.0	3.97	13.00	1,900	380	0.52
DBC C425 S	12.70	1/2	7.94	7.94	1.5	12.0	3.97	16.30	2,100	380	0.71
DBC C425 SH	12.70	1/2	7.94	7.94	2.0	12.0	3.97	17.30	2,100	380	0.80
DBC 428 SH	12.70	1/2	8.50	7.94	2.0	12.0	4.51	18.60	2,400	500	0.77
DBC C428 SH	12.70	1/2	8.50	7.94	2.0	12.0	4.51	18.60	2,400	500	0.88
DBC 520 S	15.875	5/8	10.16	6.35	2.0	15.0	5.09	17.30	3,200	800	0.92
DBC C525 SH	15.875	5/8	10.16	7.94	3.2	15.0	5.09	22.10	3,700	880	1.46
DBC 530 S	15.875	5/8	10.16	9.53	2.0	15.0	5.09	20.05	3,200	800	1.05
DBC 530 SH	15.875	5/8	10.16	9.53	2.4	15.0	5.09	22.10	3,700	880	1.17
DBC C530 SH	15.875	5/8	10.16	9.53	2.4	15.0	5.09	22.10	3,700	880	1.32
DBC 530 HK	15.875	5/8	10.70	9.53	2.4	15.5	5.64	21.60	3,800	880	1.25
DBC 630 S	19.05	3/4	11.91	9.53	2.4	18.1	5.96	22.65	4,500	950	1.36
DBC 630 SK	19.05	3/4	11.91	9.53	3.2	19.5	5.96	25.15	5,000	950	1.83
DBC C630 S	19.05	3/4	11.91	9.53	2.4	18.1	5.96	21.85	4,500	950	1.51
DBC C630 SH	19.05	3/4	11.91	9.53	3.2	18.1	5.96	25.15	5,400	1,100	1.64
DBC C630 HK	19.05	3/4	14.28	9.53	4.0	19.5	6.74	27.70	6,500	1,100	2.35
DBC C635 HK	19.05	3/4	12.70	11.11	4.0	19.5	6.74	29.30	6,500	1,100	2.30
DBC 640 S	19.05	3/4	11.91	12.70	2.4	18.1	5.96	25.15	4,900	950	1.48
DBC C640 C	19.05	3/4	11.91	12.70	2.4	18.1	5.96	25.15	4,900	950	1.65
DBC 640 H	19.05	3/4	11.91	12.70	3.2	18.1	5.96	29.30	4,800	950	1.77
DBC 640 SH	19.05	3/4	11.91	12.70	3.2	18.1	5.96	29.30	5,400	1,100	1.77
DBC 640 SK	19.05	3/4	11.91	12.70	3.2	19.5	5.96	29.30	5,500	1,100	1.94
DBC 640 HK	19.05	3/4	12.70	12.70	3.2	19.5	6.74	29.30	6,000	1,100	1.85
DBC 640 KK	19.05	3/4	14.28	12.70	3.2	19.5	7.10	29.30	6,200	1,100	2.23
DBC C640 KK	19.05	3/4	14.28	12.70	3.2	19.5	7.10	29.30	6,300	1,100	2.37
DBC 745 HK	22.225	7/8	15.60	14.29	4.8	23.5	7.94	35.80	8,100	1,900	3.58
DBC B745 SH	22.225	7/8	14.28	14.29	4.8	23.5	9.00	36.30	10,000	2,100	3.71
DBC 745 HK	22.225	7/8	15.60	14.29	4.8	23.5	7.94	35.80	8,800	1,900	3.50
DBC C845 HK	25.40	1	19.05	14.29	6.4	25.0	9.54	42.35	11,500	2,800	4.99
DBC C850	25.40	1	15.88	15.88	3.2	25.5	7.94	32.50	8,300	1,900	3.12
DBC 850 H	25.40	1	15.88	15.88	4.8	24.1	7.94	35.80	8,300	1,900	2.93
DBC B1060 SH	31.75	11/4	19.05	19.05	5.6	31.0	11.11	46.00	15,000	3,500	6.80

Note) : 'C' is Straight side plate chain. 'B' is Bushing chain.

"C" 表示直线型链板的链条，"B" 表示套筒链

Automatic feeder chains 自动进料机链条

脱谷机链条应用于联合收割机、脱谷机的稻草输送



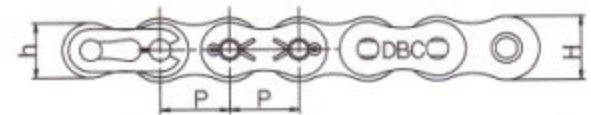
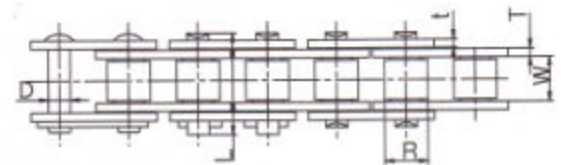
unit : mm

DONG BO Chain No.	Pitch	Roller Dia	Inner Width	Plate					Pin		Breaking Load kgf	Approx Weight kgf
	P	R	W	t	T	H ₁	H ₂	H ₃	D	L		
DBC 3318	33.0	10.0	18.0	1.50	2.0	15.0	10.0	13.0	7.0	27.60	2,000	1.31
DBC 3325	33.0	10.0	25.0	1.50	2.0	15.0	10.0	13.0	7.0	34.60	2,000	1.45
DBC 3330	33.0	10.0	33.0	1.50	2.0	15.0	10.0	13.0	7.0	42.60	2,000	1.55
DBC 3350	33.0	12.0	50.0	1.50	2.0	15.0	18.0	10.0	8.0	59.60	2,000	1.86
DBC 3555	35.0	12.0	55.0	1.50	2.0	15.0	18.0	10.0	8.0	64.60	2,000	1.96
DBC 3558	35.0	12.0	58.0	1.50	2.0	15.0	18.0	10.0	8.0	67.60	2,000	2.02

Rotavator chains 旋耕机链条

The Rotavator Chain is used in tractor rotary driving gears and where irregular strong impulses are applied. It is designed with rollers press-fit into the roller link plate, or by a regular mechanism.

应用于拖拉机运转齿轮，及承受不规律冲击的地方。它是根据滚子链节板式规则机器设计的。



unit : mm

DONG BO Chain No.	Pitch	Roller Dia	Inner Width	Plate				Pin		Breaking Load kgf	Max. Allowable Load kgf	Approx Weight kgf
	P	R	W	t	T	h	H	D	L			
DBC HM45	12.70	8.50	7.95	1.6	2.0	12.5	12.5	4.50	17.7	2,700	520	0.9
DBC 2H44E	12.70	7.77	6.40	1.5	2.0	12.0	12.0	3.96	16.1	2,350	560	0.78
DBC 2H45E	12.70	7.94	7.95	1.5	2.0	12.0	12.0	3.96	17.5	2,350	560	0.83
DBC 2H53S	15.875	10.16	9.55	3.2	2.4	13.0	15.0	5.08	23.6	4,000	700	1.30
DBC 2H 64B	19.05	▲11.91	12.79	3.2	4.0	20.0	20.0	7.50	31.4	8,250	1,535	2.5
DBC 3H63	19.05	11.91	9.55	3.2	3.2	18.0	20.0	5.95	25.8	5,900	1,520	2.0
DBC 4H63	19.05	14.29	9.55	3.2	4.0	19.6	19.6	7.00	27.2	7,400	1,830	2.58
DBC H745E	22.225	15.60	14.30	4.0	4.8	23.5	23.5	7.94	35.8	10,600	2,700	3.8
DBC H745E	22.225	14.29	14.29	4.0	4.8	23.5	23.5	9.00	36.2	11,800	2,130	3.6
DBC H745E	22.225	15.60	14.30	4.0	4.8	23.5	23.5	7.94	35.8	10,600	2,900	3.8
DBC 2H85E	25.40	15.88	15.90	3.2	4.0	24.0	24.0	7.94	34.6	9,800	2,300	3.3
DBC 3H85E	25.40	15.88	15.90	4.0	4.0	24.0	24.0	7.94	36.2	11,200	2,300	3.6
DBC 4H85E	25.40	15.88	15.90	4.0	4.62	24.5	24.5	8.28	37.4	12,900	2,800	3.9
DBC H85B	25.40	▲15.88	15.90	4.8	5.6	26.6	26.6	10.00	42.0	14,700	2,860	4.6
DBC H85	25.40	18.25	15.90	4.62	6.0	24.5	24.5	9.53	42.1	14,700	2,830	4.6
DBC H95B	28.575	▲17.46	15.90	4.8	5.6	30.0	30.0	11.11	42.6	16,200	3,200	5.2
DBC H106B	31.75	▲19.05	19.05	4.8	5.6	33.4	33.4	11.11	46.0	17,000	3,900	5.9
DBC H117B	34.925	▲21.43	22.22	5.6	6.4	36.7	36.7	13.49	52.4	22,400	4,400	7.7
DBC H128B	38.10	▲22.23	25.40	5.6	7.2	40.0	40.0	14.29	58.5	28,300	5,100	8.9

▲ Bushing diameter = *套筒链的 "R" 表示套筒直径