

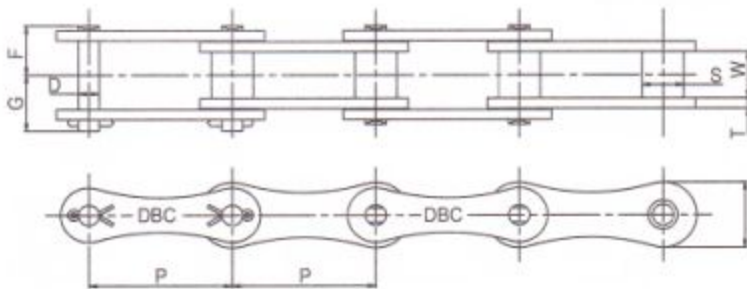
Double Pitch Chain

双节距链条

- * Dong Bo Double Pitch Chain conform to ANSI and manufactured in <Environment Resistant Chain Series > as are single pitch chain.
- * Heavy side plates are used for 2060H, 2062H and up

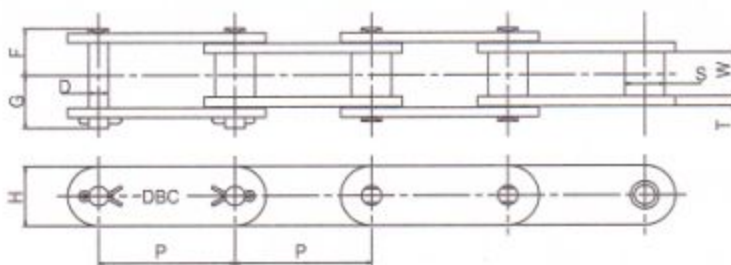
- * 双节距链条节距是标准滚子链条的2倍，适用于长距离的输送流水线
- * 除了链板外其他的部品都跟标准的滚子链相同
- * 2060以上型号的链板厚度比标准品大一个规格

Type-A

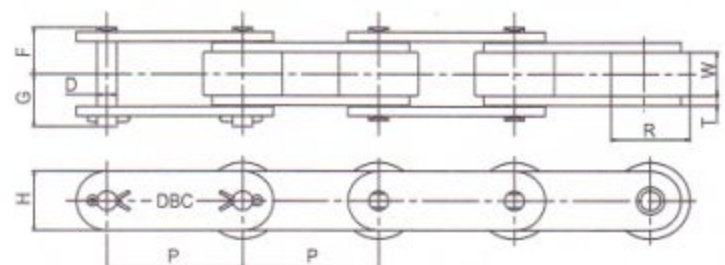


Type-C

Standard S-Roller Type



Oversize R-Roller Type



Example of type indication

DBC A 2082 H A-2 2L

Spacing of Attachment 附件间距

Type of Attachment 附件型号

Indicates that the thickness of plates is larger by one size, that is, equal to the thickness of the plates of DBC100. If there is no symbol, the thickness is equal to the thickness of the plates of DBC80
加重型标志，表明链板的厚度比同一型号大一个级别，就是说此链板厚度相当于DBC100的厚度，如果没有“H”的标志，表示链板与DBC80厚度一致

082 indicates that the base is 'DBC80 ANSI Standard Roller Chain' and that rollers with a large outer diameter(R-Roller) are used. In the case of standard small rollers (S-Roller), 080 is stated here.
“2082”表示在ANSI标准DBC100的基础上使用更大外径的滚子（R型滚子）。对于标准型滚子（S型滚子）用“2080”表示

Indicates that the chain is a double pitch chain. 表示双节距链条

Indicates that the chain is type-A. In the case of type-C (straight side plate type for conveyor system) 'C' is stated here. 表示A型，没有记号时表示C型（直板型）

Indicates that the chain is manufactured by Dong Bo Chain 东宝产品的代号

unit : mm

DONG BO Chain No.	Pitch	Inner Width	Roller Dia		Plate		Pin			Avg. Breaking Load	Max. Allowable Load	Approx. Weight
			S-Roller	R-Roller	T	H	F	G	D			
	P	W min	S max	R	T	H max	F	G	D max	kgf	kgf	kg / m

Type-A

DBC A2040	25.40	7.95	7.94	-	1.5	12.0	8.25	9.95	3.97	1,700	270	0.40
DBC A2050	31.75	9.53	10.16	-	2.0	15.0	10.30	12.00	5.09	2,800	450	0.66
DBC A2060	38.10	12.70	11.91	-	2.4	18.0	12.85	14.75	5.96	4,100	660	0.96
DBC A2080	50.80	15.88	15.88	-	3.2	24.1	16.25	19.25	7.94	7,000	1,150	1.73
DBC A2100	63.50	19.05	19.05	-	4.0	30.1	19.75	22.85	9.54	11,000	1,900	2.57
DBC A2120	76.20	25.40	22.23	-	4.8	36.2	24.90		11.11	15,400	2,600	3.68

Type-C

DBC C2040	25.40	7.95	7.94	-	1.5	12.0	8.25	9.95	3.97	1,700	270	0.51
DBC C2042			-									0.87
DBC C2050	31.75	9.53	10.16	15.88	2.0	15.0	10.30	12.00	5.09	2,800	450	0.84
DBC C2052			-	-								1.30
DBC C2060H	38.10	12.70	11.91	19.05	3.2	18.1	14.55	16.55	5.96	4,100	660	1.51
DBC C2062H			-	-								2.19
DBC C2080H	50.80	15.88	15.88	22.23	4.0	24.1	18.30	20.90	7.94	7,000	1,150	2.66
DBC C2082H			-	-								3.68
DBC C2100H	63.50	19.05	19.05	28.58	4.8	30.1	21.80	24.50	9.54	11,000	1,900	3.99
DBC C2102H			-	-								6.30
DBC C2120H	76.20	25.40	22.23	39.67	5.6	36.2	26.95	30.55	11.11	15,400	2,600	5.35
DBC C2122H			-	-								8.60
DBC C2160H	101.60	31.75	28.58	44.45	7.2	48.2	33.65	38.45	14.29	26,300	4,300	9.42
DBC C2162H			-	-								11.79

• C2040 ~ : standard S-Roller Type • C2042 ~ : Oversize R-Roller Type
 • C2040 ~ : 标准滚子型 S-滚子型 • C2042 ~ : 大滚子型 R-滚子型