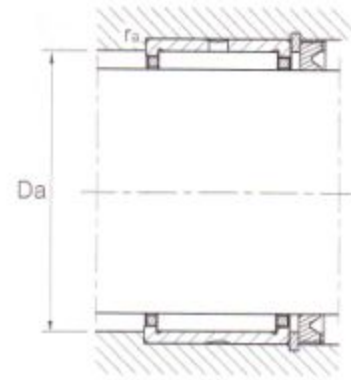
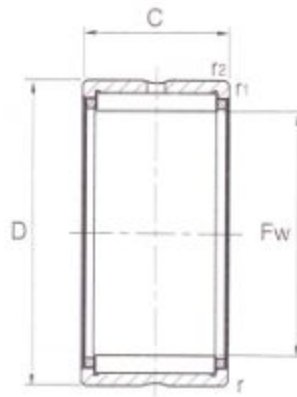


## YOKE TYPE TRACK ROLLERS



NK

NK..

호칭번호 (Bearing No.)	주요치수 (Dimensions) mm				기본 동정격 하중 C Kgf	기본 정정격 하중 Co Kgf	피로 하중 한계 Pu Kgf	정격회전 윤활 그리스 r/min	정격회전 오일 r/min	무 게 Kg	받침과 필릿치수 mm			적절한 씨일링 링 치수 mm
	Fw	D	C	r <sub>1,2</sub> 최소							Fw	Da 최대	ra 최대	
NK 14/16	14	22	16	0.3	980	1,210	140	16,150	24,700	0.021	14	20	0.3	14×22×3
NK 14/20		22	20	0.3	1,240	1,600	200	16,150	24,700	0.026		20	0.3	14×22×3
NK 15/16	15	23	16	0.3	1,060	1,350	160	15,200	22,800	0.022	15	21	0.3	15×23×3
NK 15/20		23	20	0.3	1,330	1,770	220	15,200	22,800	0.027		21	0.3	15×23×3
NK 16/16	16	24	16	0.3	1,130	1,480	180	15,200	22,800	0.022	16	22	0.3	16×24×3
NK 16/20		24	20	0.3	1,400	1,930	240	15,200	22,800	0.032		22	0.3	16×24×3
NK 17/16	17	25	16	0.3	1,170	1,600	190	14,250	20,900	0.029	17	23	0.3	17×25×3
NK 17/20		25	20	0.3	1,460	2,130	260	14,250	20,900	0.030		23	0.3	17×25×3
NK 18/16	18	26	16	0.3	1,240	1,700	200	14,250	20,900	0.025	18	24	0.3	18×26×4
NK 18/20		26	20	0.3	1,560	2,280	290	14,250	20,900	0.032		24	0.3	18×26×4
NK 19/16	19	27	16	0.3	1,290	1,840	220	13,300	19,000	0.026	19	25	0.3	19×27×4
NK 19/20		27	20	0.3	1,590	2,470	310	13,300	19,000	0.032		25	0.3	19×27×4
NK 20/16	20	28	16	0.3	1,270	1,870	220	12,350	18,050	0.027	20	26	0.3	20×28×4
NK 20/20		28	20	0.3	1,590	2,470	310	12,350	18,050	0.034		26	0.3	20×28×4
NK 21/16	21	29	16	0.3	1,330	1,970	240	12,350	18,050	0.028	21	27	0.3	21×29×4
NK 21/20		29	20	0.3	1,660	2,610	330	12,350	18,050	0.035		27	0.3	21×29×4
NK 22/16	22	30	16	0.3	1,370	2,090	250	11,400	17,100	0.030	22	28	0.3	22×30×4
NK 22/20		30	20	0.3	1,730	2,810	350	11,400	17,100	0.037		28	0.3	22×30×4
NK 24/16	24	32	16	0.3	1,490	2,370	290	9,500	15,200	0.032	24	30	0.3	24×32×4
NK 24/20		32	20	0.3	1,840	3,150	390	9,500	15,200	0.040		30	0.3	24×32×4
NK 25/16	25	33	16	0.3	1,460	2,370	290	9,500	15,200	0.033	25	31	0.3	25×33×4
NK 25/20		33	20	0.3	1,840	3,150	400	9,500	15,200	0.042		31	0.3	25×33×4
NK 26/16	26	34	16	0.3	1,520	2,520	310	9,020	14,250	0.034	26	32	0.3	26×34×4
NK 26/20		34	20	0.3	1,880	3,340	410	9,020	14,250	0.042		32	0.3	26×34×4
NK 28/20	28	37	20	0.3	2,130	3,530	450	8,550	13,300	0.052	28	35	0.3	28×37×4
NK 28/30		37	30	0.3	3,090	5,810	750	8,550	13,300	0.082		35	0.3	28×37×4

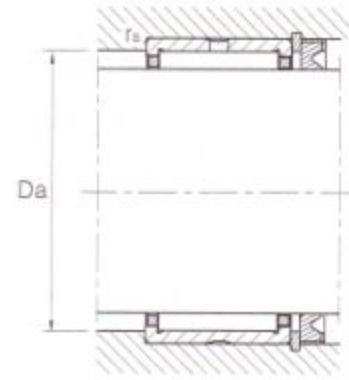
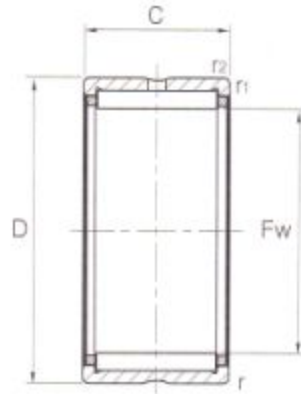
▶ 註 이 품목은 주문에 의하여 생산합니다.  
These types are produced on customer's request.



## YOKE TYPE TRACK ROLLERS



NK



NK..

호칭번호 (Bearing No.)	주요치수 (Dimensions) mm				기본 동정격 하중 C Kgf	기본 정정격 하중 Co Kgf	피로 하중 한계 Pu Kgf	정격회전 윤활 그리스 r/min	정격회전 오일 r/min	무 게 Kg	받침과 필렛치수 mm			적절한 씨일링 링 치수 mm
	Fw	D	C	r <sub>1,2</sub> 최소							Fw	Da 최대	ra 최대	
NK 29/20	29	38	20	0.3	2,130	3,530	450	8,550	13,300	0.054	29	36	0.3	29×38×4
NK 29/30		38	30	0.3	3,090	5,810	750	8,550	13,300	0.084		36	0.3	29×38×4
NK 30/20	30	40	20	0.3	2,210	3,680	470	8,070	12,350	0.065	30	38	0.3	30×40×4
NK 30/30		40	30	0.3	3,190	6,100	790	8,070	12,350	0.098		38	0.3	30×40×4
NK 32/20	32	42	20	0.3	2,250	3,920	500	7,600	11,400	0.068	32	40	0.3	32×42×4
NK 32/30		42	30	0.3	3,300	6,340	830	7,600	11,400	0.10		40	0.3	32×42×4
NK 35/20	35	45	20	0.3	2,380	4,360	550	7,120	10,450	0.074	35	43	0.3	35×45×4
NK 35/30		45	30	0.3	3,470	6,970	920	7,120	10,450	0.11		43	0.3	35×45×4
NK 37/20	37	47	20	0.3	2,430	4,500	560	7,120	10,450	0.077	37	45	0.3	37×47×4
NK 37/30		47	30	0.3	3,570	7,410	960	7,120	10,450	0.11		45	0.3	37×47×4
NK 38/20	38	48	20	0.3	2,470	4,750	600	7,120	10,450	0.080	38	46	0.3	38×48×4
NK 38/30		48	30	0.3	3,620	7,750	1,000	7,120	10,450	0.12		46	0.3	38×48×4
NK 40/20	40	50	20	0.3	2,550	4,940	620	6,650	9,500	0.083	40	48	0.3	40×50×4
NK 40/30		50	30	0.3	3,680	8,040	1,040	6,650	9,500	0.13		48	0.3	40×50×4
NK 42/20	42	52	20	0.3	2,610	5,130	640	6,360	9,020	0.086	42	50	0.3	42×52×4
NK 42/30		52	30	0.3	3,790	8,380	1,080	6,360	9,020	0.13		50	0.3	42×52×4
NK 43/20	43	53	20	0.3	2,660	5,330	670	6,360	9,020	0.086	43	51	0.3	43×53×4
NK 43/30		53	30	0.3	3,890	8,720	1,120	6,360	9,020	0.13		51	0.3	43×53×4
NK 45/20	45	55	20	0.3	2,660	5,520	690	5,980	8,550	0.092	45	53	0.3	45×55×4
NK 45/30		55	30	0.3	3,890	9,010	1,160	5,980	8,550	0.14		53	0.3	45×55×4
NK 47/20	47	57	20	0.3	2,830	5,910	740	5,700	8,070	0.095	47	55	0.3	-
NK 47/30		57	30	0.3	4,050	9,500	1,250	5,700	8,070	0.14		55	0.3	-
NK 50/25	50	62	25	0.3	3,680	7,560	960	5,320	7,600	0.16	50	58	0.6	50×62×5
NK 50/35		62	35	0.3	4,790	10,660	1,380	5,320	7,600	0.22		58	0.6	50×62×5
NK 55/25	55	68	25	0.3	3,890	8,530	1,080	5,030	7,200	0.18	55	64	0.6	55×68×8
NK 55/35		68	35	0.3	5,060	11,820	1,550	5,030	7,200	0.25		64	0.6	55×68×8

