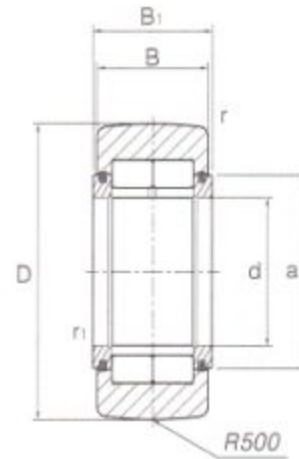


## YOKE TYPE TRACK ROLLERS

복열니들, mm치수  
DOUBLE ROW OF NEEDLE ROLLER  
METRIC DIMENSION



NUTR

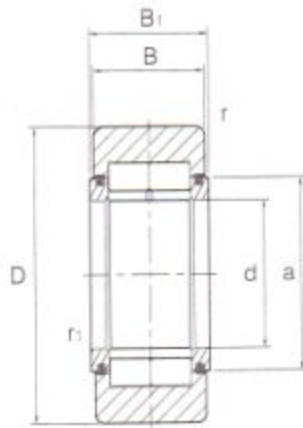


NUTR..R

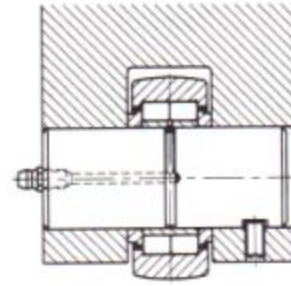
내경 (Bore diameter) mm d	호칭번호 (Bearing No.)		질량 (Mass) gr.	주요치수 (Dimensions) mm					
	구면외륜 (Crowned outer ring)	원통외륜 (Cylindrical outer ring)		D	B	B <sub>1</sub>	r min	r <sub>1</sub> min	a
15	NUTR 1535 R	NUTR 1535 SL	99	35	18	19	0.6	0.3	20
	NUTR 1542 R	NUTR 1542 SL	158	42	18	19	0.6	0.3	20
17	NUTR 1740 R	NUTR 1740 SL	147	40	20	21	1	0.3	22
	NUTR 1747 R	NUTR 1747 SL	220	47	20	21	1	0.3	22
20	NUTR 2047 R	NUTR 2047 SL	245	47	24	25	1	0.3	27
	NUTR 2052 R	NUTR 2052 SL	321	52	24	25	1	0.3	27
25	NUTR 2552 R	NUTR 2552 SL	281	52	24	25	1	0.3	31
	NUTR 2562 R	NUTR 2562 SL	450	62	24	25	1	0.3	31
30	NUTR 3062 R	NUTR 3062 SL	465	62	28	29	1	0.3	38
	NUTR 3072 R	NUTR 3072 SL	697	72	28	29	1	0.3	38
35	NUTR 3572 R	NUTR 3572 SL	630	72	28	29	1.1	0.6	44
	NUTR 3580 R	NUTR 3580 SL	836	80	28	29	1.1	0.6	44
40	NUTR 4080 R	NUTR 4080 SL	816	80	30	32	1.1	0.6	51
	NUTR 4090 R	NUTR 4090 SL	1,129	90	30	32	1.1	0.6	51
45	NUTR 4585 R	NUTR 4585 SL	883	85	30	32	1.1	0.6	55
	NUTR 45100 R	NUTR 45100 SL	1,396	100	30	32	1.1	0.6	55
50	NUTR 5090 R	NUTR 5090 SL	950	90	30	32	1.1	0.6	60
	NUTR 50110 R	NUTR 50110 SL	1,690	110	30	32	1.1	0.6	60

## YOKE TYPE TRACK ROLLERS

복열니들, mm치수  
DOUBLE ROW OF NEEDLE ROLLER  
METRIC DIMENSION



NUTR..SL



상시 구리스 보급형  
This type must be often  
relubricated

NUTR..

기본 동정격 하중 (Basic dynamic load ratings) C Kgf	기본 정정격 하중 (Basic static load ratings) Co Kgf	트랙 부하 용량 (Track capacity) kgf		허용 회전수 (Limiting speed) rpm
		기본 동정격 하중 (Basic dynamic load ratings) Cw	기본 정정격 하중 (Basic static load ratings) Csw	
2,350	2,760	1,630	1,870	6,500
2,350	2,760	1,980	2,430	6,500
2,530	3,160	1,980	2,330	5,500
2,530	3,160	2,170	2,860	5,500
3,980	5,100	2,860	3,570	4,200
3,980	5,100	3,210	4,180	4,200
4,440	6,120	2,960	3,830	3,400
4,440	6,120	3,620	5,100	3,400
6,020	8,060	4,080	5,200	2,600
6,020	8,060	4,900	6,630	2,600
6,630	9,490	4,590	6,220	2,100
6,630	9,490	5,200	7,350	2,100
9,180	13,670	5,710	7,760	1,600
9,180	13,670	6,730	9,800	1,600
9,690	15,000	5,710	8,060	1,400
9,690	15,000	7,350	11,020	1,400
10,200	16,430	5,820	8,270	1,300
10,200	16,430	7,760	12,350	1,300

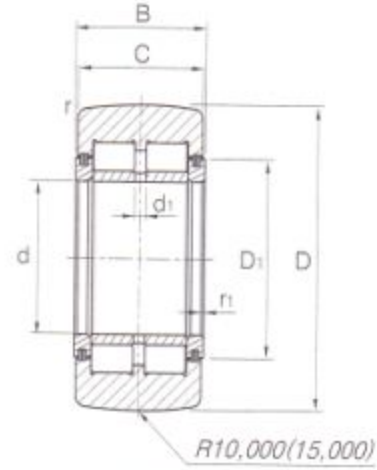
▶ 註 기본 동정격 하중과 기본 정정격 하중에 관해서는 원통 외륜형인 NUTR..SL 제품에 한하여 하우징에 삽입되어 사용되는 경우에 적용됩니다.  
Concerning basic dynamic and static load ratings, these values apply to only type NUTR..SL with cylindrical outer rings when this type is used as mounting to the housing.



## YOKE TYPE TRACK ROLLERS



NUTR



NUTR..

내경 (Bore diameter) mm	호칭번호 (Bearing No.)		질량 mass Kg	주요치수						기본 동정격 하중 (Basic dynamic load ratings) Kgf	기본 정정격 하중 (Basic static load ratings) Kgf	허용 회전수 (Limiting speed) r/min	
	구면외륜 (Crowned outer ring)	원통외륜 (Cylindrical outer ring)		D	B	C	r min	r <sub>1</sub> min	D <sub>1</sub>				d <sub>1</sub>
50	NUTR 50×130R	NUTR 50×130SL	5.2	130	65	63	3	2	80	3	18,600	24,200	1,040
55	NUTR 55×140R	NUTR 55×140SL	6.4	140	70	68	3	2	91	4	21,600	29,000	800
60	NUTR 60×150R	NUTR 60×150SL	7.8	150	75	73	3	2	97	4	24,700	33,900	760
65	NUTR 65×160R	NUTR 65×160SL	8.8	160	75	73	3	2	103	5	26,600	35,800	660
70	NUTR 70×180R	NUTR 70×180SL	13	180	85	83	3	2	115	5	33,900	47,500	570
80	NUTR 80×200R	NUTR 80×200SL	16.8	200	90	88	4	2	127	5	39,700	56,200	470
90	NUTR 90×220R	NUTR 90×220SL	22.5	220	100	98	4	2.5	146	5	47,900	69,700	380
100	NUTR 100×240R	NUTR 100×240SL	28	240	105	103	4	2.5	160	6	54,200	80,400	320
110	NUTR 110×260R	NUTR 110×260SL	35.6	260	115	113	4	2.5	174	6	64,900	98,800	280
120	NUTR 120×290R	NUTR 120×290SL	52.8	290	135	133	4	3	191	8	86,200	132,800	240
130	NUTR 130×310R	NUTR 130×310SL	65.2	310	146	144	5	3	204	8	98,800	155,100	220

▶ 註 NUTR 120×290R은 Radius가 15,000임  
R=10,000 from NUTR 50×130 to NUTR 110×260  
R=15,000 from NUTR 120×290 to NUTR 130×310

▶ 註 이 품목은 주문에 의하여 생산합니다.  
These types are produced on customer's request.