

Escalator Chains

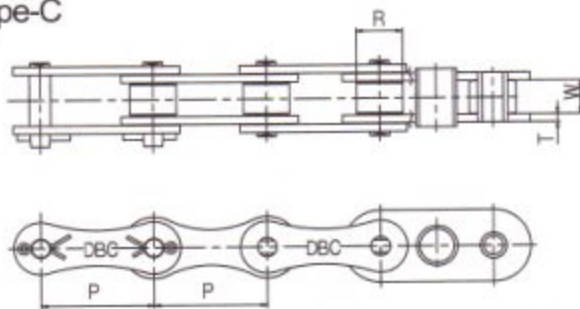
自动扶梯级链条

Escalators need a high-precision conveyor chain for stability and safety. Our Escalator Step Chain is specially designed so that riders feel almost no vibration or noise.

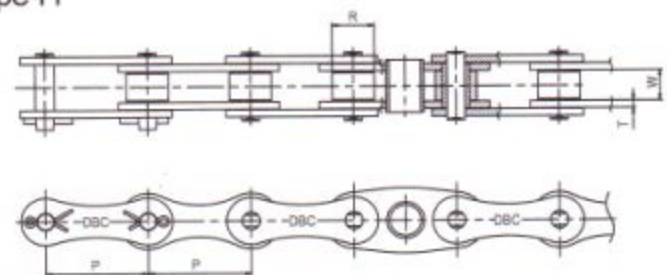
为了保证自动扶梯稳定、安全的运行，必须要求扶梯输送链的高精密程度，东宝链条的特殊设计使乘客在电梯运行时几乎感受不到振动和噪音。



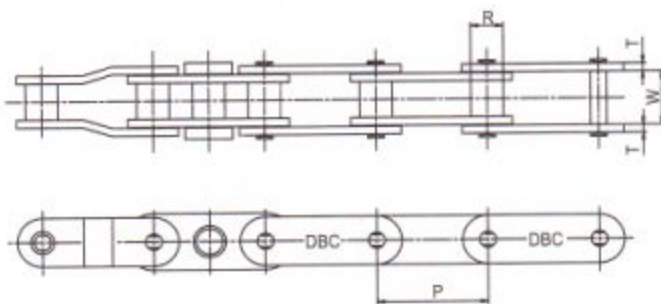
Type-C



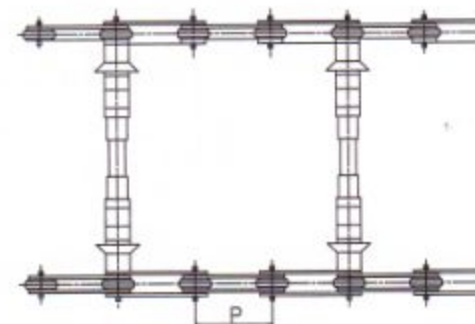
Type-H



Type-N



Type-A (Axle type)



DONG BO Chain No.	Type	Pitch P	Roller Dia R	Inner Width W	Breaking Load (kgf)	Weight (kg/m)
DBC C-8T	C	68.4	32	21	8,300	
DBC C-10T					10,000	
DBC C-13T				13,000		
DBC C-16S				16,000		
DBC I-6	H	67.73	28	15.7	6,000	3.40
DBC I-9				25.4	9,000	5.17
DBC I-14				25.4	14,000	5.17
DBC F-9				25.4	9,000	5.18
DBC F-14	25.4	67.6	20.6	14,000	5.18	
DBC G-9		66.6	20.6	9,000	4.00	
DBC 38-N	N	81.28	31.75	31.4	127,000	9.01
DBC 38-NH					20,400	
DBC 32	A	135.467	76.5	22.5	12,300	
DBC 40						
DBC 48						
DBC 32-S						
DBC 48-S		50.8				