

Chain for Parking System

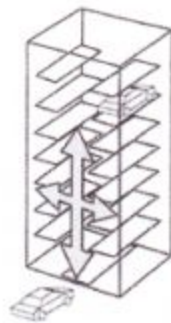
停车场用链条

All components of this chain are specially designed for stability, safety and maintenance friendly : for example high-precision assembly and high strength through our particular heat treatment.

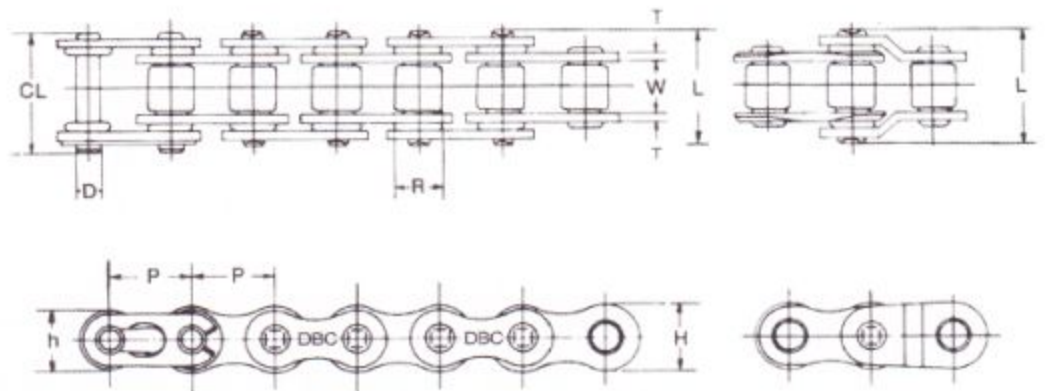
此种链条经过特殊设计而制成，具有很高的稳定性，安全性和耐疲劳性。

O-Ring Chain for Puzzle Tower Type Parking System

用于迷塔式停车场系统用链条的“O”型圈链条



Puzzle Tower 迷塔式

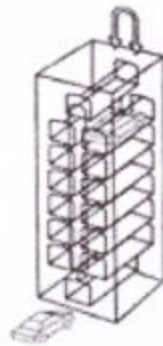


unit : mm

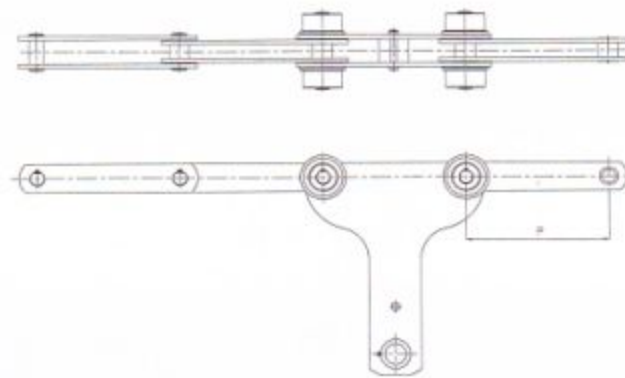
DONG BO Chain No.	Pitch	Inner Width	Roller Dia	Pin			Plate			Breaking Load	Approx.Weight
	P	W	R1	D	L	CL(max)	T	H	h	kgf	kg/m
DBC 600L	19.05	12.70	11.91	5.96	28.8	29.8	2.4	18.1	15.6	4.370	1.62

T- Type Chain for Rotary Tower Parking System

用于旋塔式停车场系统用链条的T型链条



Rotary Tower 旋塔式



unit : mm

DONG BO Chain No.	Pitch P	Breaking Load kgf	Approx. kg / 4 Link	Parking Capacity 停泊载荷	
				Bottom drive-in Type 底部用型号	Top drive-in Type 顶部用型号
DBC T-A		100,000	116	~ 20	~ 20
DBC T-B		150,000	152	21 ~ 30	21 ~ 28
DBC T-C	450	180,000	165	31 ~ 36	29 ~ 34
DBC T-D		210,000	197	37 ~ 44	35 ~ 42
DBC T-E		260,000	257	45 ~ 52	43 ~ 50
DBC T-F		268,500	265	53 ~	51 ~